








Residential Did You Know.....

In addition to offering a variety of niche products, American Modern has the capability of providing coverage for these very unique structures:

Types of Homes*	Examples	Details	Available Program
Boat House		Boat Houses that are covered structures for storing boats and that do not have living quarters are eligible for coverage.	Seasonal DP-1 with Structure Endorsement
Geodesic Home		A Geodesic Dome Home is crafted from triangle panels to make a dome shape.	DP-1
Floating Homes		Unlike house boats these homes do not have any propulsion power. They are usually permanently attached to a dock and have all of the utilities of a normal home.	Seasonal DP-1
Lustron Home		These homes are prefabricated enameled steel structures that were developed in the post WWII era as a result of the U.S. responding to the shortage of houses for returning soldiers.	DP-1
Park Model		These homes are built on a single chassis and mounted on wheels. They are considered recreational vehicles by Federal and State law when under 400 sq ft.	Manufactured Home
Straw Bale Home		In addition to straw, these homes are usually finished with plaster, stucco, or earth plaster.	DP-1
Yurt Home		These are "tent like" structures that are more durable than a regular tent.	DP-1

*May be subject to the state specific underwriting guidelines or underwriting review.